

SUMMARY OF APPROVED BUDGET, UTILIZATIONS, DISBURSEMENTS AND BALANCES BY OBJECT OF EXPENDITURES

(For Off-Budgetary Funds)

As at the Quarter Ending March 31, 2023

Department : State Universities and Colleges (SUCs)
 Agency/Entity : Negros Oriental State University
 Operating Unit : < not applicable >
 Organization Code (UACS) : 08 072 000000
 Fund Cluster : 05 Internally Generated Funds
 (e.g. UACS Fund Cluster: 05-Internally Generated Funds and 06-Business Related Funds)

Particulars	UACS CODE	Approved Budget			Utilizations					Disbursements					Balances		
		Approved Budgeted Revenue	Adjustments (Reductions, Modifications/ Augmentation)	Adjusted Budgeted Revenue	1st Quarter Ending March 31	2nd Quarter Ending June 30	3rd Quarter Ending September 30	4th Quarter Ending December 31	Total	1st Quarter Ending March 31	2nd Quarter Ending June 30	3rd Quarter Ending September 30	4th Quarter Ending December 31	TOTAL	Unutilized Budget	Unpaid Obligations (10-15)=(17+18)	
																Due and Demandable	Not Yet Due and Demandable
1	2	3	4	5=[(3+(-)4)]	6	7	8	9	10=(6+7+8+9)	11	12	13	14	15=(11+12+13+14)	16=(5-10)	17	18
SUMMARY																	
A. AGENCY SPECIFIC BUDGET																	
Personnel Services		52,737,171.41	(5,066,728.21)	47,670,443.20	781,410.91	0.00	0.00	0.00	781,410.91	715,200.53	0.00	0.00	0.00	715,200.53	46,889,632.29	66,210.38	0.00
Salaries and Wages	501010000	796,548.96	0.00	796,548.96	7,589.53	0.00	0.00	0.00	7,589.53	7,589.53	0.00	0.00	0.00	7,589.53	789,059.43	0.00	0.00
Salaries and Wages - Regular	501010100	770,537.00	0.00	770,537.00	0.00	0.00	0.00	0.00	0.00	0.00	0.00	0.00	0.00	0.00	770,537.00	0.00	0.00
Basic Salary - Civilian	5010101001	770,537.00	0.00	770,537.00	0.00	0.00	0.00	0.00	0.00	0.00	0.00	0.00	0.00	0.00	770,537.00	0.00	0.00
Salaries and Wages - Casual/Contractual	501010200	26,011.96	0.00	26,011.96	7,589.53	0.00	0.00	0.00	7,589.53	7,589.53	0.00	0.00	0.00	7,589.53	18,422.43	0.00	0.00
Salaries and Wages - Casual/Contractual	5010102000	26,011.96	0.00	26,011.96	7,589.53	0.00	0.00	0.00	7,589.53	7,589.53	0.00	0.00	0.00	7,589.53	18,422.43	0.00	0.00
Other Compensation	501020000	51,696,990.62	(5,066,728.21)	46,629,362.41	773,821.38	0.00	0.00	0.00	773,821.38	707,611.00	0.00	0.00	0.00	707,611.00	45,855,541.03	66,210.38	0.00
Personal Economic Relief Allowance (PERA)	501020100	52,000.00	0.00	52,000.00	0.00	0.00	0.00	0.00	0.00	0.00	0.00	0.00	0.00	0.00	52,000.00	0.00	0.00
PERA - Civilian	5010201001	52,000.00	0.00	52,000.00	0.00	0.00	0.00	0.00	0.00	0.00	0.00	0.00	0.00	0.00	52,000.00	0.00	0.00
Clothing/Uniform Allowance	501020400	30,000.00	0.00	30,000.00	0.00	0.00	0.00	0.00	0.00	0.00	0.00	0.00	0.00	0.00	30,000.00	0.00	0.00
Clothing/Uniform Allowance - Civilian	5010204001	30,000.00	0.00	30,000.00	0.00	0.00	0.00	0.00	0.00	0.00	0.00	0.00	0.00	0.00	30,000.00	0.00	0.00
Honoraria	501021000	43,386,627.16	(5,919,643.21)	37,466,983.95	217,050.60	0.00	0.00	0.00	217,050.60	217,050.60	0.00	0.00	0.00	217,050.60	37,249,933.35	0.00	0.00
Honoraria - Civilian	5010210001	43,386,627.16	(5,919,643.21)	37,466,983.95	217,050.60	0.00	0.00	0.00	217,050.60	217,050.60	0.00	0.00	0.00	217,050.60	37,249,933.35	0.00	0.00
Hazard Pay (HP)	501021100	100,000.00	0.00	100,000.00	0.00	0.00	0.00	0.00	0.00	0.00	0.00	0.00	0.00	0.00	100,000.00	0.00	0.00
HP - Magna Carta Benefits for Public Health Workers under R.A. 7305	5010211005	100,000.00	0.00	100,000.00	0.00	0.00	0.00	0.00	0.00	0.00	0.00	0.00	0.00	0.00	100,000.00	0.00	0.00
Overtime and Night Pay	501021300	7,890,528.14	764,915.00	8,655,443.14	458,770.78	0.00	0.00	0.00	458,770.78	402,560.40	0.00	0.00	0.00	402,560.40	8,186,672.36	66,210.38	0.00
Overtime Pay	5010213001	7,890,528.14	764,915.00	8,655,443.14	458,770.78	0.00	0.00	0.00	458,770.78	402,560.40	0.00	0.00	0.00	402,560.40	8,186,672.36	66,210.38	0.00
Year End Bonus	501021400	113,935.32	0.00	113,935.32	0.00	0.00	0.00	0.00	0.00	0.00	0.00	0.00	0.00	0.00	113,935.32	0.00	0.00
Bonus - Civilian	5010214001	113,935.32	0.00	113,935.32	0.00	0.00	0.00	0.00	0.00	0.00	0.00	0.00	0.00	0.00	113,935.32	0.00	0.00
Mid-Year Bonus - Civilian	501021600	15,000.00	0.00	15,000.00	0.00	0.00	0.00	0.00	0.00	0.00	0.00	0.00	0.00	0.00	15,000.00	0.00	0.00
Mid-Year Bonus - Civilian	5010216001	15,000.00	0.00	15,000.00	0.00	0.00	0.00	0.00	0.00	0.00	0.00	0.00	0.00	0.00	15,000.00	0.00	0.00
Other Bonuses and Allowances	501029900	108,000.00	88,000.00	196,000.00	88,000.00	0.00	0.00	0.00	88,000.00	88,000.00	0.00	0.00	0.00	88,000.00	108,000.00	0.00	0.00
Per Diem - Civilian	5010299001	73,000.00	88,000.00	161,000.00	88,000.00	0.00	0.00	0.00	88,000.00	88,000.00	0.00	0.00	0.00	88,000.00	73,000.00	0.00	0.00
Productivity Enhancement Incentive - Civilian	5010299012	5,000.00	0.00	5,000.00	0.00	0.00	0.00	0.00	0.00	0.00	0.00	0.00	0.00	0.00	5,000.00	0.00	0.00
Performance Based Bonus - Civilian	5010299014	30,000.00	0.00	30,000.00	0.00	0.00	0.00	0.00	0.00	0.00	0.00	0.00	0.00	0.00	30,000.00	0.00	0.00
Personnel Benefit Contributions	501030000	103,631.83	0.00	103,631.83	0.00	0.00	0.00	0.00	0.00	0.00	0.00	0.00	0.00	0.00	103,631.83	0.00	0.00
Retirement and Life Insurance Premiums	501030100	72,805.84	0.00	72,805.84	0.00	0.00	0.00	0.00	0.00	0.00	0.00	0.00	0.00	0.00	72,805.84	0.00	0.00
Retirement and Life Insurance Premiums	5010301000	72,805.84	0.00	72,805.84	0.00	0.00	0.00	0.00	0.00	0.00	0.00	0.00	0.00	0.00	72,805.84	0.00	0.00
Pag-IBIG Contributions	501030200	9,600.00	0.00	9,600.00	0.00	0.00	0.00	0.00	0.00	0.00	0.00	0.00	0.00	0.00	9,600.00	0.00	0.00
Pag-IBIG - Civilian	5010302001	9,600.00	0.00	9,600.00	0.00	0.00	0.00	0.00	0.00	0.00	0.00	0.00	0.00	0.00	9,600.00	0.00	0.00
PhilHealth Contributions	501030300	11,625.99	0.00	11,625.99	0.00	0.00	0.00	0.00	0.00	0.00	0.00	0.00	0.00	0.00	11,625.99	0.00	0.00
PhilHealth - Civilian	5010303001	11,625.99	0.00	11,625.99	0.00	0.00	0.00	0.00	0.00	0.00	0.00	0.00	0.00	0.00	11,625.99	0.00	0.00
Employees Compensation Insurance Premiums (ECIP)	501030400	9,600.00	0.00	9,600.00	0.00	0.00	0.00	0.00	0.00	0.00	0.00	0.00	0.00	0.00	9,600.00	0.00	0.00
ECIP - Civilian	5010304001	9,600.00	0.00	9,600.00	0.00	0.00	0.00	0.00	0.00	0.00	0.00	0.00	0.00	0.00	9,600.00	0.00	0.00
Other Personnel Benefits	501040000	140,800.00	0.00	140,800.00	0.00	0.00	0.00	0.00	0.00	0.00	0.00	0.00	0.00	0.00	140,800.00	0.00	0.00
Other Personnel Benefits	501049900	140,800.00	0.00	140,800.00	0.00	0.00	0.00	0.00	0.00	0.00	0.00	0.00	0.00	0.00	140,800.00	0.00	0.00
Lump-sum for Compensation Adjustment	5010499006	10,000.00	0.00	10,000.00	0.00	0.00	0.00	0.00	0.00	0.00	0.00	0.00	0.00	0.00	10,000.00	0.00	0.00
Lump-sum for Step Increments - Length of Service	5010499010	10,000.00	0.00	10,000.00	0.00	0.00	0.00	0.00	0.00	0.00	0.00	0.00	0.00	0.00	10,000.00	0.00	0.00

SUMMARY OF APPROVED BUDGET, UTILIZATIONS, DISBURSEMENTS AND BALANCES BY OBJECT OF EXPENDITURES
(For Off-Budgetary Funds)
As at the Quarter Ending March 31, 2023

Department : State Universities and Colleges (SUCs)
Agency/Entity : Negros Oriental State University
Operating Unit : < not applicable >
Organization Code (UACS) : 08 072 000000
Fund Cluster : 05 Internally Generated Funds
 (e.g. UACS Fund Cluster: 05-Internally Generated Funds and 06-Business Related Funds)

Particulars	UACS CODE	Approved Budget			Utilizations					Disbursements					Balances		
		Approved Budgeted Revenue	Adjustments (Reductions, Modifications/ Augmentation)	Adjusted Budgeted Revenue	1st Quarter Ending March 31	2nd Quarter Ending June 30	3rd Quarter Ending September 30	4th Quarter Ending December 31	Total	1st Quarter Ending March 31	2nd Quarter Ending June 30	3rd Quarter Ending September 30	4th Quarter Ending December 31	TOTAL	Unutilized Budget	Unpaid Obligations (10-15)=(17+18)	
																5=[(3+(-)4)]	6
1	2	3	4	5	6	7	8	9	10	11	12	13	14	15	16	17	18
Other Personnel Benefits	5010499099	120,800.00	0.00	120,800.00	0.00	0.00	0.00	0.00	0.00	0.00	0.00	0.00	0.00	0.00	120,800.00	0.00	0.00
Maintenance and Other Operating Expenses		298,712,202.85	104,539,855.98	403,252,058.83	21,309,508.60	0.00	0.00	0.00	21,309,508.60	14,763,234.49	0.00	0.00	0.00	14,763,234.49	38,194,255.23	461,152.92	6,085,121.19
Traveling Expenses	5020100000	1,513,209.00	2,936,202.00	4,549,411.00	406,625.00	0.00	0.00	0.00	406,625.00	404,715.00	0.00	0.00	0.00	404,715.00	4,142,786.00	1,910.00	0.00
Traveling Expenses - Local	5020101000	1,513,209.00	2,936,202.00	4,549,411.00	406,625.00	0.00	0.00	0.00	406,625.00	404,715.00	0.00	0.00	0.00	404,715.00	4,142,786.00	1,910.00	0.00
Traveling Expenses - Local	5020101000	1,513,209.00	2,936,202.00	4,549,411.00	406,625.00	0.00	0.00	0.00	406,625.00	404,715.00	0.00	0.00	0.00	404,715.00	4,142,786.00	1,910.00	0.00
Training and Scholarship Expenses	5020200000	24,276,575.10	5,179,069.50	29,455,644.60	236,310.00	0.00	0.00	0.00	236,310.00	115,540.00	0.00	0.00	0.00	115,540.00	29,219,334.60	0.00	120,770.00
Training Expenses	5020201000	24,276,575.10	3,279,069.50	27,555,644.60	236,310.00	0.00	0.00	0.00	236,310.00	115,540.00	0.00	0.00	0.00	115,540.00	27,319,334.60	0.00	120,770.00
ICT Training Expenses	5020201001	77,750.00	0.00	77,750.00	0.00	0.00	0.00	0.00	0.00	0.00	0.00	0.00	0.00	0.00	77,750.00	0.00	0.00
Training Expenses	5020201002	24,198,825.10	3,279,069.50	27,477,894.60	236,310.00	0.00	0.00	0.00	236,310.00	115,540.00	0.00	0.00	0.00	115,540.00	27,241,584.60	0.00	120,770.00
Scholarship Grants/Expenses	5020202000	0.00	1,900,000.00	1,900,000.00	0.00	0.00	0.00	0.00	0.00	0.00	0.00	0.00	0.00	0.00	1,900,000.00	0.00	0.00
Scholarship Grants/Expenses	5020202000	0.00	1,900,000.00	1,900,000.00	0.00	0.00	0.00	0.00	0.00	0.00	0.00	0.00	0.00	0.00	1,900,000.00	0.00	0.00
Supplies and Materials Expenses	5020300000	48,801,021.63	38,497,034.36	88,298,055.99	4,251,049.40	0.00	0.00	0.00	4,251,049.40	3,461.50	0.00	0.00	0.00	3,461.50	84,047,006.59	12,313.00	4,235,268.90
Office Supplies Expenses	5020301000	15,512,384.43	4,576,479.04	20,088,863.47	709,076.95	0.00	0.00	0.00	709,076.95	1,900.00	0.00	0.00	0.00	1,900.00	19,379,786.52	0.00	707,176.95
ICT Office Supplies	5020301001	9,128,075.69	2,388,604.68	11,496,680.37	405,005.95	0.00	0.00	0.00	405,005.95	1,900.00	0.00	0.00	0.00	1,900.00	11,091,674.42	0.00	403,105.95
Office Supplies Expenses	5020301002	6,384,308.74	2,207,874.36	8,592,183.10	304,071.00	0.00	0.00	0.00	304,071.00	0.00	0.00	0.00	0.00	0.00	8,288,112.10	0.00	304,071.00
Accountable Forms Expenses	5020302000	312,750.00	(144,000.00)	168,750.00	0.00	0.00	0.00	0.00	0.00	0.00	0.00	0.00	0.00	0.00	168,750.00	0.00	0.00
Accountable Forms Expenses	5020302000	312,750.00	(144,000.00)	168,750.00	0.00	0.00	0.00	0.00	0.00	0.00	0.00	0.00	0.00	0.00	168,750.00	0.00	0.00
Drugs and Medicines Expenses	5020307000	1,025,140.00	0.00	1,025,140.00	15,620.00	0.00	0.00	0.00	15,620.00	0.00	0.00	0.00	0.00	0.00	1,009,520.00	0.00	15,620.00
Drugs and Medicines Expenses	5020307000	1,025,140.00	0.00	1,025,140.00	15,620.00	0.00	0.00	0.00	15,620.00	0.00	0.00	0.00	0.00	0.00	1,009,520.00	0.00	15,620.00
Medical, Dental and Laboratory Supplies Expenses	5020308000	1,140,912.00	(86,863.55)	1,054,048.45	0.00	0.00	0.00	0.00	0.00	0.00	0.00	0.00	0.00	0.00	1,054,048.45	0.00	0.00
Medical, Dental and Laboratory Supplies Expenses	5020308000	1,140,912.00	(86,863.55)	1,054,048.45	0.00	0.00	0.00	0.00	0.00	0.00	0.00	0.00	0.00	0.00	1,054,048.45	0.00	0.00
Fuel, Oil and Lubricants Expenses	5020309000	1,592,951.30	582,000.00	2,174,951.30	313,077.50	0.00	0.00	0.00	313,077.50	0.00	0.00	0.00	0.00	0.00	1,861,873.80	0.00	313,077.50
Fuel, Oil and Lubricants Expenses	5020309000	1,592,951.30	582,000.00	2,174,951.30	313,077.50	0.00	0.00	0.00	313,077.50	0.00	0.00	0.00	0.00	0.00	1,861,873.80	0.00	313,077.50
Agricultural and Marine Supplies Expenses	5020310000	3,608,568.95	402,960.00	4,011,528.95	1,009,112.50	0.00	0.00	0.00	1,009,112.50	0.00	0.00	0.00	0.00	0.00	3,002,416.45	0.00	1,009,112.50
Agricultural and Marine Supplies Expenses	5020310000	3,608,568.95	402,960.00	4,011,528.95	1,009,112.50	0.00	0.00	0.00	1,009,112.50	0.00	0.00	0.00	0.00	0.00	3,002,416.45	0.00	1,009,112.50
Textbooks and Instructional Materials Expenses	5020311000	1,049,692.80	2,000,000.00	3,049,692.80	512,651.50	0.00	0.00	0.00	512,651.50	1,567.50	0.00	0.00	0.00	1,567.50	2,537,041.30	0.00	511,084.00
Textbooks and Instructional Materials Expenses	5020311001	1,049,692.80	2,000,000.00	3,049,692.80	512,651.50	0.00	0.00	0.00	512,651.50	1,567.50	0.00	0.00	0.00	1,567.50	2,537,041.30	0.00	511,084.00
Military, Police and Traffic Supplies Expenses	5020312000	29,000.00	0.00	29,000.00	0.00	0.00	0.00	0.00	0.00	0.00	0.00	0.00	0.00	0.00	29,000.00	0.00	0.00
Military, Police and Traffic Supplies Expenses	5020312000	29,000.00	0.00	29,000.00	0.00	0.00	0.00	0.00	0.00	0.00	0.00	0.00	0.00	0.00	29,000.00	0.00	0.00
Chemical and Filtering Supplies Expenses	5020313000	30,000.00	0.00	30,000.00	0.00	0.00	0.00	0.00	0.00	0.00	0.00	0.00	0.00	0.00	30,000.00	0.00	0.00
Chemical and Filtering Supplies Expenses	5020313000	30,000.00	0.00	30,000.00	0.00	0.00	0.00	0.00	0.00	0.00	0.00	0.00	0.00	0.00	30,000.00	0.00	0.00
Semi-Expendable Machinery and Equipment Expenses	5020321000	9,053,174.58	16,026,472.89	25,079,647.47	783,087.95	0.00	0.00	0.00	783,087.95	0.00	0.00	0.00	0.00	0.00	24,296,559.52	12,313.00	770,774.95
Machinery	5020321001	3,500.00	32,000.00	35,500.00	0.00	0.00	0.00	0.00	0.00	0.00	0.00	0.00	0.00	0.00	35,500.00	0.00	0.00
Office Equipment	5020321002	455,850.08	2,818,244.60	3,274,094.68	1,394.55	0.00	0.00	0.00	1,394.55	0.00	0.00	0.00	0.00	0.00	3,272,700.13	0.00	1,394.55
Information and Communications Technology Equipment	5020321003	3,488,539.73	8,415,032.88	11,903,572.61	318,636.40	0.00	0.00	0.00	318,636.40	0.00	0.00	0.00	0.00	0.00	11,584,936.21	12,313.00	306,323.40
Agricultural and Forestry Equipment	5020321004	305,220.00	25,030.00	330,250.00	75,212.00	0.00	0.00	0.00	75,212.00	0.00	0.00	0.00	0.00	0.00	255,038.00	0.00	75,212.00
Communications Equipment	5020321007	7,000.00	255,000.00	262,000.00	0.00	0.00	0.00	0.00	0.00	0.00	0.00	0.00	0.00	0.00	272,000.00	0.00	0.00
Disaster Response and Rescue Equipment	5020321008	496,653.67	707,500.00	1,204,153.67	120,000.00	0.00	0.00	0.00	120,000.00	0.00	0.00	0.00	0.00	0.00	1,084,153.67	0.00	120,000.00
Medical Equipment	5020321010	251,815.00	52,875.00	304,690.00	46,755.00	0.00	0.00	0.00	46,755.00	0.00	0.00	0.00	0.00	0.00	257,935.00	0.00	46,755.00
Printing Equipment	5020321011	142,000.00	67,000.00	209,000.00	30,075.00	0.00	0.00	0.00	30,075.00	0.00	0.00	0.00	0.00	0.00	178,925.00	0.00	30,075.00

SUMMARY OF APPROVED BUDGET, UTILIZATIONS, DISBURSEMENTS AND BALANCES BY OBJECT OF EXPENDITURES

(For Off-Budgetary Funds)

As at the Quarter Ending March 31, 2023

Department : State Universities and Colleges (SUCs)
 Agency/Entity : Negros Oriental State University
 Operating Unit : < not applicable >
 Organization Code (UACS) : 08 072 000000
 Fund Cluster : 05 Internally Generated Funds
 (e.g. UACS Fund Cluster: 05-Internally Generated Funds and 06-Business Related Funds)

Particulars	UACS CODE	Approved Budget			Utilizations					Disbursements					Balances		
		Approved Budgeted Revenue	Adjustments (Reductions, Modifications/ Augmentation)	Adjusted Budgeted Revenue	1st Quarter Ending March 31	2nd Quarter Ending June 30	3rd Quarter Ending September 30	4th Quarter Ending December 31	Total	1st Quarter Ending March 31	2nd Quarter Ending June 30	3rd Quarter Ending September 30	4th Quarter Ending December 31	TOTAL	Unutilized Budget	Unpaid Obligations (10-15)=(17+18)	
																5=[(3+(-)4)]	6
1	2	3	4	5	6	7	8	9	10	11	12	13	14	15	16	17	18
Sports Equipment	5020321012	134,000.00	0.00	134,000.00	0.00	0.00	0.00	0.00	0.00	0.00	0.00	0.00	0.00	0.00	134,000.00	0.00	0.00
Technical and Scientific Equipment	5020321013	3,201,247.27	2,921,786.00	6,123,033.27	191,015.00	0.00	0.00	0.00	191,015.00	0.00	0.00	0.00	0.00	0.00	5,932,018.27	0.00	191,015.00
Other Machinery and Equipment	5020321099	567,348.83	722,004.41	1,289,353.24	0.00	0.00	0.00	0.00	0.00	0.00	0.00	0.00	0.00	0.00	1,289,353.24	0.00	0.00
Semi-Expendable Furniture, Fixtures and Books Expenses	5020322000	4,996,155.77	10,577,857.00	15,574,012.77	835,805.00	0.00	0.00	0.00	835,805.00	0.00	0.00	0.00	0.00	0.00	14,738,207.77	0.00	835,805.00
Furniture and Fixtures	5020322001	2,928,375.77	10,577,857.00	13,506,232.77	835,805.00	0.00	0.00	0.00	835,805.00	0.00	0.00	0.00	0.00	0.00	12,670,427.77	0.00	835,805.00
Books	5020322002	2,067,780.00	0.00	2,067,780.00	0.00	0.00	0.00	0.00	0.00	0.00	0.00	0.00	0.00	0.00	2,067,780.00	0.00	0.00
Other Supplies and Materials Expenses	5020399000	10,450,291.80	5,562,128.98	16,012,420.78	72,618.00	0.00	0.00	0.00	72,618.00	0.00	0.00	0.00	0.00	0.00	15,939,802.78	0.00	72,618.00
Other Supplies and Materials Expenses	5020399000	10,450,291.80	5,562,128.98	16,012,420.78	72,618.00	0.00	0.00	0.00	72,618.00	0.00	0.00	0.00	0.00	0.00	15,939,802.78	0.00	72,618.00
Utility Expenses	5020400000	498,666.14	821,390.38	1,320,056.52	1,132,767.88	0.00	0.00	0.00	1,132,767.88	1,132,767.88	0.00	0.00	0.00	1,132,767.88	187,282.64	0.00	0.00
Water Expenses	5020401000	230,355.00	(113,882.00)	116,473.00	116,407.80	0.00	0.00	0.00	116,407.80	116,407.80	0.00	0.00	0.00	116,407.80	65.20	0.00	0.00
Water Expenses	5020401000	230,355.00	(113,882.00)	116,473.00	116,407.80	0.00	0.00	0.00	116,407.80	116,407.80	0.00	0.00	0.00	116,407.80	65.20	0.00	0.00
Electricity Expenses	5020402000	268,305.14	935,272.38	1,203,577.52	1,016,360.08	0.00	0.00	0.00	1,016,360.08	1,016,360.08	0.00	0.00	0.00	1,016,360.08	187,217.44	0.00	0.00
Electricity Expenses	5020402000	268,305.14	935,272.38	1,203,577.52	1,016,360.08	0.00	0.00	0.00	1,016,360.08	1,016,360.08	0.00	0.00	0.00	1,016,360.08	187,217.44	0.00	0.00
Communication Expenses	5020500000	16,087,872.17	2,904,700.00	18,992,572.17	162,837.69	0.00	0.00	0.00	162,837.69	156,727.69	0.00	0.00	0.00	156,727.69	1,829,734.48	6,110.00	0.00
Postage and Courier Services	5020501000	289,755.40	0.00	289,755.40	3,305.60	0.00	0.00	0.00	3,305.60	2,770.60	0.00	0.00	0.00	2,770.60	286,449.80	535.00	0.00
Postage and Courier Services	5020501000	289,755.40	0.00	289,755.40	3,305.60	0.00	0.00	0.00	3,305.60	2,770.60	0.00	0.00	0.00	2,770.60	286,449.80	535.00	0.00
Telephone Expenses	5020502000	5,719,908.10	146,000.00	5,865,908.10	98,174.53	0.00	0.00	0.00	98,174.53	92,599.53	0.00	0.00	0.00	92,599.53	5,767,333.57	5,575.00	0.00
Mobile	5020502001	4,812,010.60	416,992.87	5,229,003.47	98,174.53	0.00	0.00	0.00	98,174.53	92,599.53	0.00	0.00	0.00	92,599.53	5,130,828.94	5,575.00	0.00
Landline	5020502002	907,897.50	(270,992.87)	636,904.63	0.00	0.00	0.00	0.00	0.00	0.00	0.00	0.00	0.00	0.00	636,904.63	0.00	0.00
Internet Subscription Expenses	5020503000	9,838,208.67	2,758,700.00	12,596,908.67	61,357.56	0.00	0.00	0.00	61,357.56	61,357.56	0.00	0.00	0.00	61,357.56	12,535,551.11	0.00	0.00
Internet Subscription Expenses	5020503000	9,838,208.67	2,758,700.00	12,596,908.67	61,357.56	0.00	0.00	0.00	61,357.56	61,357.56	0.00	0.00	0.00	61,357.56	12,535,551.11	0.00	0.00
Cable, Satellite, Telegraph and Radio Expenses	5020504000	240,000.00	0.00	240,000.00	0.00	0.00	0.00	0.00	0.00	0.00	0.00	0.00	0.00	0.00	240,000.00	0.00	0.00
Cable, Satellite, Telegraph and Radio Expenses	5020504000	240,000.00	0.00	240,000.00	0.00	0.00	0.00	0.00	0.00	0.00	0.00	0.00	0.00	0.00	240,000.00	0.00	0.00
Awards/Rewards and Prizes	5020600000	141,500.00	0.00	141,500.00	0.00	0.00	0.00	0.00	0.00	0.00	0.00	0.00	0.00	0.00	141,500.00	0.00	0.00
Awards/Rewards Expenses	5020601000	141,500.00	0.00	141,500.00	0.00	0.00	0.00	0.00	0.00	0.00	0.00	0.00	0.00	0.00	141,500.00	0.00	0.00
Awards/Rewards Expenses	5020601001	117,000.00	0.00	117,000.00	0.00	0.00	0.00	0.00	0.00	0.00	0.00	0.00	0.00	0.00	117,000.00	0.00	0.00
Rewards and Incentives	5020601002	24,500.00	0.00	24,500.00	0.00	0.00	0.00	0.00	0.00	0.00	0.00	0.00	0.00	0.00	24,500.00	0.00	0.00
Survey, Research, Exploration and Development Expenses	5020700000	8,463,627.57	0.00	8,463,627.57	0.00	0.00	0.00	0.00	0.00	0.00	0.00	0.00	0.00	0.00	8,463,627.57	0.00	0.00
Survey Expenses	5020701000	20,000.00	0.00	20,000.00	0.00	0.00	0.00	0.00	0.00	0.00	0.00	0.00	0.00	0.00	20,000.00	0.00	0.00
Survey Expenses	5020701000	20,000.00	0.00	20,000.00	0.00	0.00	0.00	0.00	0.00	0.00	0.00	0.00	0.00	0.00	20,000.00	0.00	0.00
Research, Exploration and Development Expenses	5020702000	8,443,627.57	0.00	8,443,627.57	0.00	0.00	0.00	0.00	0.00	0.00	0.00	0.00	0.00	0.00	8,443,627.57	0.00	0.00
Research, Exploration and Development Expenses	5020702002	8,443,627.57	0.00	8,443,627.57	0.00	0.00	0.00	0.00	0.00	0.00	0.00	0.00	0.00	0.00	8,443,627.57	0.00	0.00
Professional Services	5021100000	26,060,951.51	16,585,750.14	42,646,701.65	6,409,662.78	0.00	0.00	0.00	6,409,662.78	6,334,786.65	0.00	0.00	0.00	6,334,786.65	365,237,038.87	1,168.00	73,708.13
Legal Services	5021101000	1,127,716.34	0.00	1,127,716.34	0.00	0.00	0.00	0.00	0.00	0.00	0.00	0.00	0.00	0.00	1,127,716.34	0.00	0.00
Legal Services	5021101000	1,127,716.34	0.00	1,127,716.34	0.00	0.00	0.00	0.00	0.00	0.00	0.00	0.00	0.00	0.00	1,127,716.34	0.00	0.00
Auditing Services	5021102000	110,000.00	0.00	110,000.00	3,043.60	0.00	0.00	0.00	3,043.60	3,043.60	0.00	0.00	0.00	3,043.60	106,956.40	0.00	0.00
Auditing Services	5021102000	110,000.00	0.00	110,000.00	3,043.60	0.00	0.00	0.00	3,043.60	3,043.60	0.00	0.00	0.00	3,043.60	106,956.40	0.00	0.00
Other Professional Services	5021199000	24,823,235.17	16,585,750.14	41,408,985.31	6,406,619.18	0.00	0.00	0.00	6,406,619.18	6,331,743.05	0.00	0.00	0.00	6,331,743.05	35,002,366.13	1,168.00	73,708.13
Other Professional Services	5021199000	24,823,235.17	16,585,750.14	41,408,985.31	6,406,619.18	0.00	0.00	0.00	6,406,619.18	6,331,743.05	0.00	0.00	0.00	6,331,743.05	35,002,366.13	1,168.00	73,708.13

SUMMARY OF APPROVED BUDGET, UTILIZATIONS, DISBURSEMENTS AND BALANCES BY OBJECT OF EXPENDITURES

(For Off-Budgetary Funds)

As at the Quarter Ending March 31, 2023

Department : State Universities and Colleges (SUCs)
 Agency/Entity : Negros Oriental State University
 Operating Unit : < not applicable >
 Organization Code (UACS) : 08 072 0000000
 Fund Cluster : 05 Internally Generated Funds
 (e.g. UACS Fund Cluster: 05-Internally Generated Funds and 06-Business Related Funds)

Particulars	UACS CODE	Approved Budget			Utilizations					Disbursements					Balances		
		Approved Budgeted Revenue	Adjustments (Reductions, Modifications/ Augmentation)	Adjusted Budgeted Revenue	1st Quarter Ending March 31	2nd Quarter Ending June 30	3rd Quarter Ending September 30	4th Quarter Ending December 31	Total	1st Quarter Ending March 31	2nd Quarter Ending June 30	3rd Quarter Ending September 30	4th Quarter Ending December 31	TCTAL	Unutilized Budget	Unpaid Obligations (10-15)=(17+18)	
																5=[(3+(-)4)]	10=(6+7+8+9)
1	2	3	4	5	6	7	8	9	10	11	12	13	14	15	16	17	18
General Services	5021200000	345,500.00	29,500.00	375,000.00	0.00	0.00	0.00	0.00	0.00	0.00	0.00	0.00	0.00	0.00	375,000.00	0.00	0.00
Environment/Sanitary Services	5021201000	345,500.00	20,000.00	365,500.00	0.00	0.00	0.00	0.00	0.00	0.00	0.00	0.00	0.00	0.00	365,500.00	0.00	0.00
Environment/Sanitary Services	5021201000	345,500.00	20,000.00	365,500.00	0.00	0.00	0.00	0.00	0.00	0.00	0.00	0.00	0.00	0.00	365,500.00	0.00	0.00
Security Services	5021203000	9,500.00	9,500.00	9,500.00	0.00	0.00	0.00	0.00	0.00	0.00	0.00	0.00	0.00	0.00	9,500.00	0.00	0.00
Security Services	5021203000	0.00	9,500.00	9,500.00	0.00	0.00	0.00	0.00	0.00	0.00	0.00	0.00	0.00	0.00	9,500.00	0.00	0.00
Repairs and Maintenance	5021300000	43,333,367.15	22,115,097.90	65,448,465.05	241,493.00	0.00	0.00	0.00	241,493.00	0.00	0.00	0.00	0.00	0.00	65,206,972.05	0.00	241,493.00
Repairs and Maintenance - Infrastructure Assets	5021303000	50,000.00	236,153.00	286,153.00	171,413.00	0.00	0.00	0.00	171,413.00	0.00	0.00	0.00	0.00	0.00	114,740.00	0.00	171,413.00
Water Supply Systems	5021303004	20,000.00	0.00	20,000.00	0.00	0.00	0.00	0.00	0.00	0.00	0.00	0.00	0.00	0.00	20,000.00	0.00	0.00
Power Supply Systems	5021303005	30,000.00	236,153.00	266,153.00	171,413.00	0.00	0.00	0.00	171,413.00	0.00	0.00	0.00	0.00	0.00	94,740.00	0.00	171,413.00
Repairs and Maintenance - Buildings and Other Structures	5021304000	41,535,419.55	12,399,297.10	53,934,716.65	0.00	0.00	0.00	0.00	0.00	0.00	0.00	0.00	0.00	0.00	53,934,716.65	0.00	0.00
Buildings	5021304001	10,392,925.40	6,372,443.46	16,765,368.86	0.00	0.00	0.00	0.00	0.00	0.00	0.00	0.00	0.00	0.00	16,765,368.86	0.00	0.00
School Buildings	5021304002	19,095,404.90	6,019,783.64	25,115,188.54	0.00	0.00	0.00	0.00	0.00	0.00	0.00	0.00	0.00	0.00	25,115,188.54	0.00	0.00
Other Structures	5021304099	12,047,089.25	7,070.00	12,054,159.25	0.00	0.00	0.00	0.00	0.00	0.00	0.00	0.00	0.00	0.00	12,054,159.25	0.00	0.00
Repairs and Maintenance - Machinery and Equipment	5021305000	1,256,055.00	3,531,647.80	4,787,702.80	70,080.00	0.00	0.00	0.00	70,080.00	0.00	0.00	0.00	0.00	0.00	4,717,622.80	0.00	70,080.00
Office Equipment	5021305002	291,655.00	179,000.00	470,655.00	0.00	0.00	0.00	0.00	0.00	0.00	0.00	0.00	0.00	0.00	470,655.00	0.00	0.00
Information and Communication Technology Equipment	5021305003	279,850.00	919,300.80	1,199,150.80	0.00	0.00	0.00	0.00	0.00	0.00	0.00	0.00	0.00	0.00	1,199,150.80	0.00	0.00
Printing Equipment	5021305012	35,000.00	183,347.00	218,347.00	70,080.00	0.00	0.00	0.00	70,080.00	0.00	0.00	0.00	0.00	0.00	148,267.00	0.00	70,080.00
Technical and Scientific Equipment	5021305014	15,750.00	0.00	15,750.00	0.00	0.00	0.00	0.00	0.00	0.00	0.00	0.00	0.00	0.00	15,750.00	0.00	0.00
Other Machinery and Equipment	5021305099	633,800.00	2,250,000.00	2,883,800.00	0.00	0.00	0.00	0.00	0.00	0.00	0.00	0.00	0.00	0.00	2,883,800.00	0.00	0.00
Repairs and Maintenance - Transportation Equipment	5021306000	158,852.00	398,000.00	556,852.00	0.00	0.00	0.00	0.00	0.00	0.00	0.00	0.00	0.00	0.00	556,852.00	0.00	0.00
Motor Vehicles	5021306001	158,852.00	398,000.00	556,852.00	0.00	0.00	0.00	0.00	0.00	0.00	0.00	0.00	0.00	0.00	556,852.00	0.00	0.00
Repairs and Maintenance - Semi-Expendable Machinery and Equipment	5021321000	155,230.60	0.00	155,230.60	0.00	0.00	0.00	0.00	0.00	0.00	0.00	0.00	0.00	0.00	155,230.60	0.00	0.00
Office Equipment	5021321002	110,230.60	0.00	110,230.60	0.00	0.00	0.00	0.00	0.00	0.00	0.00	0.00	0.00	0.00	110,230.60	0.00	0.00
Information and Communications Technology Equipment	5021321003	5,000.00	0.00	5,000.00	0.00	0.00	0.00	0.00	0.00	0.00	0.00	0.00	0.00	0.00	5,000.00	0.00	0.00
Communications Equipment	5021321007	40,000.00	0.00	40,000.00	0.00	0.00	0.00	0.00	0.00	0.00	0.00	0.00	0.00	0.00	40,000.00	0.00	0.00
Repairs and Maintenance - Semi-Expendable Furniture, Fixtures and Books	5021322000	177,810.00	0.00	177,810.00	0.00	0.00	0.00	0.00	0.00	0.00	0.00	0.00	0.00	0.00	177,810.00	0.00	0.00
Furniture and Fixtures	5021322001	177,810.00	0.00	177,810.00	0.00	0.00	0.00	0.00	0.00	0.00	0.00	0.00	0.00	0.00	177,810.00	0.00	0.00
Repairs and Maintenance - Other Property, Plant and Equipment	5021399000	0.00	5,550,000.00	5,550,000.00	0.00	0.00	0.00	0.00	0.00	0.00	0.00	0.00	0.00	0.00	5,550,000.00	0.00	0.00
Other Property, Plant and Equipment	5021399099	0.00	5,550,000.00	5,550,000.00	0.00	0.00	0.00	0.00	0.00	0.00	0.00	0.00	0.00	0.00	5,550,000.00	0.00	0.00
Taxes, Insurance Premiums and Other Fees	5021500000	3,490,060.34	617,000.00	4,107,060.34	35,929.08	0.00	0.00	0.00	35,929.08	35,929.08	0.00	0.00	0.00	35,929.08	4,071,131.26	0.00	0.00
Taxes, Duties and Licenses	5021501000	191,502.00	0.00	191,502.00	5,845.00	0.00	0.00	0.00	5,845.00	5,845.00	0.00	0.00	0.00	5,845.00	185,657.00	0.00	0.00
Taxes, Duties and Licenses	5021501001	191,502.00	0.00	191,502.00	5,845.00	0.00	0.00	0.00	5,845.00	5,845.00	0.00	0.00	0.00	5,845.00	185,657.00	0.00	0.00
Fidelity Bond Premiums	5021502000	24,000.00	20,000.00	44,000.00	0.00	0.00	0.00	0.00	0.00	0.00	0.00	0.00	0.00	0.00	44,000.00	0.00	0.00
Fidelity Bond Premiums	5021502000	24,000.00	20,000.00	44,000.00	0.00	0.00	0.00	0.00	0.00	0.00	0.00	0.00	0.00	0.00	44,000.00	0.00	0.00
Insurance Expenses	5021503000	3,274,558.34	597,000.00	3,871,558.34	30,084.08	0.00	0.00	0.00	30,084.08	30,084.08	0.00	0.00	0.00	30,084.08	3,841,474.26	0.00	0.00
Insurance Expenses	5021503000	3,274,558.34	597,000.00	3,871,558.34	30,084.08	0.00	0.00	0.00	30,084.08	30,084.08	0.00	0.00	0.00	30,084.08	3,841,474.26	0.00	0.00
Labor and Wages	5021600000	60,134,517.55	2,495,618.45	62,630,136.00	5,353,481.59	0.00	0.00	0.00	5,353,481.59	6,171,026.51	0.00	0.00	0.00	6,171,026.51	56,276,654.41	78,961.92	103,493.16
Labor and Wages	5021601000	60,134,517.55	2,495,618.45	62,630,136.00	5,353,481.59	0.00	0.00	0.00	5,353,481.59	6,171,026.51	0.00	0.00	0.00	6,171,026.51	56,276,654.41	78,961.92	103,493.16
Labor and Wages	5021601000	60,134,517.55	2,495,618.45	62,630,136.00	5,353,481.59	0.00	0.00	0.00	5,353,481.59	6,171,026.51	0.00	0.00	0.00	6,171,026.51	56,276,654.41	78,961.92	103,493.16

SUMMARY OF APPROVED BUDGET, UTILIZATIONS, DISBURSEMENTS AND BALANCES BY OBJECT OF EXPENDITURES

(For Off-Budgetary Funds)

As at the Quarter Ending March 31, 2023


Department : State Universities and Colleges (SUCs)
 Agency/Entity : Negros Oriental State University
 Operating Unit : < not applicable >
 Organization Code (UACS) : 08 072 0000000
 Fund Cluster : 05 Internally Generated Funds
 (e.g. UACS Fund Cluster: 05-Internally Generated Funds and 06-Business Related Funds)


Particulars	UACS CODE	Approved Budget			Utilizations					Disbursements				Balances			
		Approved Budgeted Revenue	Adjustments (Reductions, Modifications/ Augmentation)	Adjusted Budgeted Revenue	1st Quarter Ending March 31	2nd Quarter Ending June 30	3rd Quarter Ending September 30	4th Quarter Ending December 31	Total	1st Quarter Ending March 31	2nd Quarter Ending June 30	3rd Quarter Ending September 30	4th Quarter Ending December 31	TOTAL	Unutilized Budget	Unpaid Obligations (10-15)=(17+18)	
																5=[(3+(-4))]	6
1	2	3	4	5=[(3+(-4))]	6	7	8	9	10=(6+7+8+9)	11	12	13	14	15=(11+12+13+14)	16=(5-10)	17	18
Other Maintenance and Operating Expenses	5029900000	65,465,340.69	11,358,493.25	76,823,833.94	2,079,352.18	0.00	0.00	0.00	2,079,352.18	408,274.18	0.00	0.00	0.00	408,274.18	74,744,481.76	360,690.00	1,310,388.00
Advertising Expenses	5029901000	234,000.80	0.00	234,000.80	0.00	0.00	0.00	0.00	0.00	0.00	0.00	0.00	0.00	0.00	234,000.80	0.00	0.00
Printing and Publication Expenses	5029902000	5,666,707.00	1,368,500.00	7,035,207.00	156,000.00	0.00	0.00	0.00	156,000.00	0.00	0.00	0.00	0.00	0.00	6,879,207.00	0.00	156,000.00
Representation Expenses	5029903000	18,688,691.11	7,639,870.00	26,328,561.11	560,107.00	0.00	0.00	0.00	560,107.00	405,579.00	0.00	0.00	0.00	405,579.00	25,768,454.11	100,290.00	54,238.00
Transportation and Delivery Expenses	5029904000	557,724.81	5,000.00	562,724.81	0.00	0.00	0.00	0.00	0.00	0.00	0.00	0.00	0.00	0.00	562,724.81	0.00	0.00
Rent/Lease Expenses	5029905000	202,900.00	160,000.00	362,900.00	12,100.00	0.00	0.00	0.00	12,100.00	0.00	0.00	0.00	0.00	0.00	350,800.00	0.00	12,100.00
Rents - Building and Structures	5029905001	146,000.00	0.00	146,000.00	0.00	0.00	0.00	0.00	0.00	0.00	0.00	0.00	0.00	0.00	146,000.00	0.00	0.00
Rents - Motor Vehicles	5029905003	24,400.00	160,000.00	184,400.00	12,100.00	0.00	0.00	0.00	12,100.00	0.00	0.00	0.00	0.00	0.00	172,300.00	0.00	12,100.00
Rents - Equipment	5029905004	26,500.00	0.00	26,500.00	0.00	0.00	0.00	0.00	0.00	0.00	0.00	0.00	0.00	0.00	26,500.00	0.00	0.00
Membership Dues and Contributions to Organizations	5029906000	1,534,050.00	1,000.00	1,535,050.00	261,400.00	0.00	0.00	0.00	261,400.00	1,000.00	0.00	0.00	0.00	1,000.00	1,273,650.00	260,400.00	0.00
Subscription Expenses	5029907000	7,696,442.26	110,800.00	7,807,242.26	1,001,695.18	0.00	0.00	0.00	1,001,695.18	1,695.18	0.00	0.00	0.00	1,695.18	6,805,547.08	0.00	1,000,000.00
Library and Other Reading Materials Subscription Expenses	5029907004	5,979,267.16	0.00	5,979,267.16	1,000,000.00	0.00	0.00	0.00	1,000,000.00	0.00	0.00	0.00	0.00	0.00	4,979,267.16	0.00	1,000,000.00
Other Maintenance and Operating Expenses	5029999000	30,884,824.71	2,073,321.25	32,958,147.96	88,050.00	0.00	0.00	0.00	88,050.00	0.00	0.00	0.00	0.00	0.00	32,870,097.96	0.00	88,050.00
Website Maintenance	5029999001	142,000.00	0.00	142,000.00	0.00	0.00	0.00	0.00	0.00	0.00	0.00	0.00	0.00	0.00	142,000.00	0.00	0.00
Capital Outlays	5060400000	89,312,151.85	155,387,209.02	244,699,360.88	4,568,169.08	0.00	0.00	0.00	4,568,169.08	1,555.20	0.00	0.00	0.00	1,555.20	243,131,191.80	0.00	4,568,169.08
Land Outlay	5060401000	0.00	5,500,000.00	5,500,000.00	0.00	0.00	0.00	0.00	0.00	0.00	0.00	0.00	0.00	0.00	5,500,000.00	0.00	0.00
Infrastructure Outlay	5060403000	2,485,000.00	11,850,001.00	14,335,001.00	210,550.00	0.00	0.00	0.00	210,550.00	0.00	0.00	0.00	0.00	0.00	14,124,451.00	0.00	210,550.00
Road Networks	5060403001	0.00	3,000,000.00	3,000,000.00	0.00	0.00	0.00	0.00	0.00	0.00	0.00	0.00	0.00	0.00	3,000,000.00	0.00	0.00
Water Supply Systems	5060403004	335,000.00	2,800,001.00	3,135,001.00	0.00	0.00	0.00	0.00	0.00	0.00	0.00	0.00	0.00	0.00	3,135,001.00	0.00	0.00
Buildings and Other Structures	5060404000	40,148,855.53	93,007,880.44	133,156,735.97	2,921,191.08	0.00	0.00	0.00	2,921,191.08	0.00	0.00	0.00	0.00	0.00	130,235,544.89	0.00	2,921,191.08
School Buildings	5060404002	22,319,979.41	66,324,124.44	88,644,103.85	759,021.31	0.00	0.00	0.00	759,021.31	0.00	0.00	0.00	0.00	0.00	87,885,082.54	0.00	759,021.31
Buildings	5060404001	7,429,783.68	18,831,228.00	26,261,011.68	177,217.00	0.00	0.00	0.00	177,217.00	0.00	0.00	0.00	0.00	0.00	26,083,794.68	0.00	177,217.00
Hostels and Dormitories	5060404006	0.00	3,000,000.00	3,000,000.00	0.00	0.00	0.00	0.00	0.00	0.00	0.00	0.00	0.00	0.00	3,000,000.00	0.00	0.00
Other Structures	5060404099	10,399,092.44	4,852,528.00	15,251,620.44	1,984,952.77	0.00	0.00	0.00	1,984,952.77	0.00	0.00	0.00	0.00	0.00	13,266,667.67	0.00	1,984,952.77
Machinery and Equipment Outlay	5060405000	29,109,620.52	36,034,913.19	65,144,533.71	1,324,468.00	0.00	0.00	0.00	1,324,468.00	0.00	0.00	0.00	0.00	0.00	63,820,065.71	0.00	1,324,468.00
Office Equipment	5060405002	2,603,543.00	2,075,335.34	4,678,878.34	88,950.00	0.00	0.00	0.00	88,950.00	0.00	0.00	0.00	0.00	0.00	4,589,928.34	0.00	88,950.00
Information and Communication Technology Equipment	5060405003	16,356,579.02	10,732,876.00	27,089,455.02	718,490.00	0.00	0.00	0.00	718,490.00	0.00	0.00	0.00	0.00	0.00	26,370,965.02	0.00	718,490.00
Agricultural and Forestry Equipment	5060405004	84,371.00	345,000.00	429,371.00	0.00	0.00	0.00	0.00	0.00	0.00	0.00	0.00	0.00	0.00	429,371.00	0.00	0.00


SUMMARY OF APPROVED BUDGET, UTILIZATIONS, DISBURSEMENTS AND BALANCES BY OBJECT OF EXPENDITURES
(For Off-Budgetary Funds)
As at the Quarter Ending March 31, 2023


Department : State Universities and Colleges (SUCs)
 Agency/Entity : Negros Oriental State University
 Operating Unit : < not applicable >
 Organization Code (UACS) : 08 072 0000000
 Fund Cluster : 05 Internally Generated Funds
 (e.g. UACS Fund Cluster: 05-Internally Generated Funds and 06-Business Related Funds)

Particulars	UACS CODE	Approved Budget			Utilizations					Disbursements					Balances		
		Approved Budgeted Revenue	Adjustments (Reductions, Modifications/ Augmentation)	Adjusted Budgeted Revenue	1st Quarter Ending March 31	2nd Quarter Ending June 30	3rd Quarter Ending September 30	4th Quarter Ending December 31	Total	1st Quarter Ending March 31	2nd Quarter Ending June 30	3rd Quarter Ending September 30	4th Quarter Ending December 31	TOTAL	Unutilized Budget	Unpaid Obligations (10-15)=(17+18)	
																5=[(3+(-)4)]	10=(6+7+8+9)
1	2	3	4	5	6	7	8	9	10	11	12	13	14	15	16	17	18
Marine and Fishery Equipment	5060405005	120,000.00	0.00	120,000.00	0.00	0.00	0.00	0.00	0.00	0.00	0.00	0.00	0.00	0.00	120,000.00	0.00	0.00
Communication Equipment	5060405007	60,000.00	70,000.00	130,000.00	0.00	0.00	0.00	0.00	0.00	0.00	0.00	0.00	0.00	0.00	130,000.00	0.00	0.00
Disaster Response and Rescue Equipment	5060405009	85,000.00	487,500.00	572,500.00	0.00	0.00	0.00	0.00	0.00	0.00	0.00	0.00	0.00	0.00	572,500.00	0.00	0.00
Military, Police and Security Equipment	5060405010	223,000.00	0.00	223,000.00	0.00	0.00	0.00	0.00	0.00	0.00	0.00	0.00	0.00	0.00	223,000.00	0.00	0.00
Medical Equipment	5060405011	555,343.90	0.00	555,343.90	0.00	0.00	0.00	0.00	0.00	0.00	0.00	0.00	0.00	0.00	555,343.90	0.00	0.00
Printing Equipment	5060405012	872,150.00	1,410,000.00	2,282,150.00	193,098.00	0.00	0.00	0.00	193,098.00	0.00	0.00	0.00	0.00	0.00	2,089,052.00	0.00	193,098.00
Sports Equipment	5060405013	1,264,520.00	92,930.00	1,357,450.00	242,930.00	0.00	0.00	0.00	242,930.00	0.00	0.00	0.00	0.00	0.00	1,114,520.00	0.00	242,930.00
Technical and Scientific Equipment	5060405014	2,059,758.90	10,986,021.85	13,045,780.45	81,000.00	0.00	0.00	0.00	81,000.00	0.00	0.00	0.00	0.00	0.00	12,964,780.45	0.00	81,000.00
ICT Software	5060405015	300,000.00	1,400,000.00	1,700,000.00	0.00	0.00	0.00	0.00	0.00	0.00	0.00	0.00	0.00	0.00	1,700,000.00	0.00	0.00
Other Machinery and Equipment	5060405099	4,525,355.00	8,435,250.00	12,960,605.00	0.00	0.00	0.00	0.00	0.00	0.00	0.00	0.00	0.00	0.00	12,960,605.00	0.00	0.00
Transportation Equipment Outlay	5060406000	2,900,000.00	5,400,000.00	8,300,000.00	0.00	0.00	0.00	0.00	0.00	0.00	0.00	0.00	0.00	0.00	8,300,000.00	0.00	0.00
Motor Vehicles	5060406001	2,000,000.00	5,400,000.00	7,400,000.00	0.00	0.00	0.00	0.00	0.00	0.00	0.00	0.00	0.00	0.00	7,400,000.00	0.00	0.00
Watercrafts	5060406004	900,000.00	0.00	900,000.00	0.00	0.00	0.00	0.00	0.00	0.00	0.00	0.00	0.00	0.00	900,000.00	0.00	0.00
Furniture, Fixtures and Books Outlay	5060407000	6,716,593.70	2,055,931.00	8,772,524.70	111,960.00	0.00	0.00	0.00	111,960.00	0.00	0.00	0.00	0.00	0.00	8,660,564.70	0.00	111,960.00
Furniture and Fixtures	5060407001	5,528,337.70	1,955,931.00	7,484,268.70	111,960.00	0.00	0.00	0.00	111,960.00	0.00	0.00	0.00	0.00	0.00	7,372,308.70	0.00	111,960.00
Books	5060407002	1,188,256.00	100,000.00	1,288,256.00	0.00	0.00	0.00	0.00	0.00	0.00	0.00	0.00	0.00	0.00	1,288,256.00	0.00	0.00
Other Property Plant and Equipment Outlay	5060409000	7,952,082.11	1,538,483.39	9,490,565.50	0.00	0.00	0.00	0.00	0.00	0.00	0.00	0.00	0.00	0.00	9,490,565.50	0.00	0.00
Other Property, Plant and Equipment	5060409099	7,952,082.11	1,538,483.39	9,490,565.50	0.00	0.00	0.00	0.00	0.00	0.00	0.00	0.00	0.00	0.00	9,490,565.50	0.00	0.00
Biological Assets Outlay	5060500000	410,000.00	1,000,000.00	1,410,000.00	0.00	0.00	0.00	0.00	0.00	0.00	0.00	0.00	0.00	0.00	1,410,000.00	0.00	0.00
Bearer Biological Assets Outlay	5060501000	410,000.00	1,000,000.00	1,410,000.00	0.00	0.00	0.00	0.00	0.00	0.00	0.00	0.00	0.00	0.00	1,410,000.00	0.00	0.00
Livestock	5060501002	410,000.00	0.00	410,000.00	0.00	0.00	0.00	0.00	0.00	0.00	0.00	0.00	0.00	0.00	410,000.00	0.00	0.00
Aquaculture	5060501004	0.00	1,000,000.00	1,000,000.00	0.00	0.00	0.00	0.00	0.00	0.00	0.00	0.00	0.00	0.00	1,000,000.00	0.00	0.00
Intangible Assets Outlay	5060600000	976,740.80	758,000.00	1,734,740.80	1,555.20	0.00	0.00	0.00	1,555.20	1,555.20	0.00	0.00	0.00	1,555.20	1,733,185.60	0.00	0.00
Patents/Copyrights	5060601000	291,940.80	258,000.00	549,940.80	1,555.20	0.00	0.00	0.00	1,555.20	1,555.20	0.00	0.00	0.00	1,555.20	548,385.60	0.00	0.00
Patents/Copyrights	5060601000	291,940.80	258,000.00	549,940.80	1,555.20	0.00	0.00	0.00	1,555.20	1,555.20	0.00	0.00	0.00	1,555.20	548,385.60	0.00	0.00
Computer Software	5060602000	684,800.00	500,000.00	1,184,800.00	0.00	0.00	0.00	0.00	0.00	0.00	0.00	0.00	0.00	0.00	1,184,800.00	0.00	0.00
Computer Software	5060602000	684,800.00	500,000.00	1,184,800.00	0.00	0.00	0.00	0.00	0.00	0.00	0.00	0.00	0.00	0.00	1,184,800.00	0.00	0.00
GRAND TOTAL		442,148,266.52	256,618,336.79	698,766,603.71	26,660,643.79	0.00	0.00	0.00	26,660,643.79	15,479,990.22	0.00	0.00	0.00	15,479,990.22	672,105,959.92	527,363.30	10,853,290.27

Certified Correct:

 RENE BOY A. CATUBIG, CPA
 Acting - Chief Administrative Officer - Finance
 Date: 4/26/23 8:11 PM

Certified Correct:

 MAURICE ANAVER B. DORDADO, CPA
 University Chief Accountant
 Date: 2023-04-26 12:11:30

Recommending Approval:

 NOEL MARJON E. YASI, PSY.D.
 Vice - President for Administration and Finance
 Date: 4/26/23 8:11 PM

Approved By:
FOR: 
 JOEL LIMSON, PH.D.
 University President
 Date: 4/26/23 8:17 PM